



قسم التحكم

كلية التقنية الالكترونية - طرابلس  
المادة/ برمجة رسومية


التاريخ / 26 - 9 - 2019

إمتحان نهائي نظري

رقم القيد /

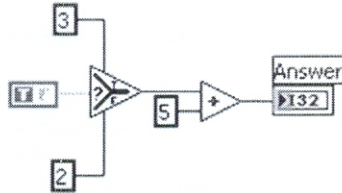
الاسم /

\*أجب عن جميع الأسئلة:

1. **What does the letters in LabVIEW mean?**
  - a) Laboratory View
  - b) Laboratory Virtual Instrument Engineering Workbench
  - c) Nothing - it is just a word
2. **What is the Front Panel?**
  - a) The first window that appear when starting LabVIEW
  - b) The Front Panel is your User Interface
  - c) The opposite of the Back Panel in LabVIEW
3. **What is the Block Diagram?**
  - a) The window where you build your blocks
  - b) The window where you block unwanted code
  - c) The Block Diagram is where you develop the code of your program
4. **What is Wires?**
  - a) Wires handles the Data Flow in LabVIEW
  - b) Electric wires to get power to your code
  - c) You use wires to short circuit your code
5. **What is a Formula Node?**
  - a) A Calculator
  - b) A Node that is connected to a mathematical expression
  - c) A Node where you can write mathematical formulas and expressions similar to C code
6. **Which Company is the vendor of the LabVIEW software?**
  - a) National Instruments
  - b) Microsoft
  - c) Mathworks
7. **What kind of Programming concept is used in LabVIEW?**
  - a) Graphical Programming
  - b) Text-based Programming
  - c) Interactive Programming
8. **What is this?**
  - a. A Constant
  - b. Boolean Constant with value True
  - c. A Boolean Control




9. What is the Answer?



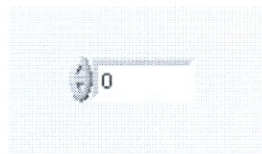
- a. 8
- b. 7
- c. 5

10. What is this?



- a. Array
- b. A User Interface
- c. Cluster

11. What is this?



- a) Numeric Control
- b) Numeric Indicator
- c) A Number

12. Numeric controls are different from numeric indicators because they have a \_\_\_\_\_ background and \_\_\_\_\_.

- a) White, Labels
- b) Grey, Labels
- c) White, Increment/Decrement Buttons
- d) Grey, Increment/Decrement Buttons

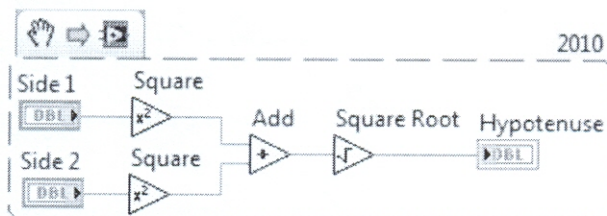
13. To switch between the front panel and block diagram, select Window >> Show Block Diagram/Front Panel, or simply press \_\_\_\_\_.

- a) Ctrl-E
- b) Ctrl-Z



- c) Ctrl-Shift-Y
- d) Ctrl-B

14. What is the correct order of execution of this code?



- a) Square Root, Add, Square Functions in Parallel
- b) Add, Square Root, Square Functions in Parallel
- c) Square Functions in Parallel, Add, Square Root

15. . The \_\_\_\_\_ chooses the best tool based on where the mouse pointer is placed in the LabVIEW environment.

- a) Wiring Tool
- b) General Tool
- c) Automatic Tool Selector
- d) Operate Tool

16. To find a quick description of an object in the LabVIEW environment, simply turn on \_\_\_\_\_ by pressing \_\_\_\_\_ and hovering over the object.

- a) Detailed Help, Ctrl-I
- b) Context Help, Ctrl-U
- c) Context Help, Ctrl-H
- d) LabVIEW Help, Ctrl-Z

17. How do you document a VI so that the description appears in the Show Context Help popup window?

- a) Use the VI Properties Documentation window
- b) Type in the Show Context Help window
- c) Create a free label on the front panel
- d) Edit the LabVIEW help files

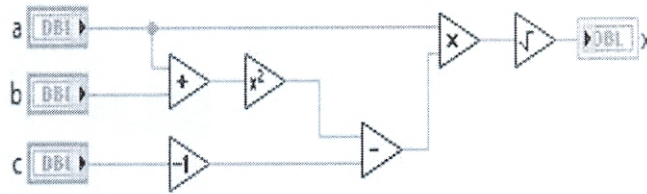
18. Which of the following is the best method to update an indicator on the front panel?

- a) Use a Value property node
- b) Wire directly to the indicator terminal
- c) Use a local variable
- d) Use a functional global variable





19. Which equation is equivalent to the code?



- a)  $x = \sqrt{a \times ((a + b)^2 - (c - 1))}$
- b)  $x = \sqrt{a \times ((c - 1) - (a + b)^2)}$
- c)  $x = \sqrt{a \times ((a + b^2) - (c - 1))}$
- d)  $x = \sqrt{a^2 \times ((a + b)^2 - (c - 1))}$

20. Which of the following statements is FALSE?

- a) A SubVI connector pane defines where to wire inputs and outputs
- b) The color of a SubVI connector pane terminal matches the data type it is connected to
- c) You must have an icon/connector pane to use a SubVI
- d) A SubVI icon can be edited from the functions palette

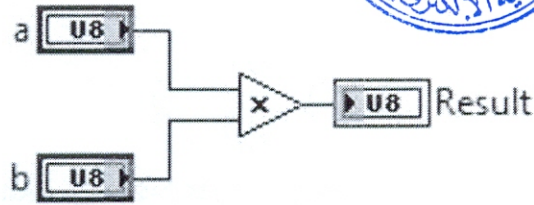
21. The Error list shows all of the following EXCEPT:

- a) Items with errors
- b) Errors and warnings
- c) Details about the warnings
- d) Error Codes

22. Why is LabVIEW a data flow programming language?

- a) It uses icons instead of text to create applications
- b) The flow of data through nodes on the block diagram determines execution
- c) It does not have a Goto function to control execution
- d) The memory location in which data is stored changes each iteration

23. If the value in a is 2 and b is 128, what value does the Result indicator display after the VI executes?

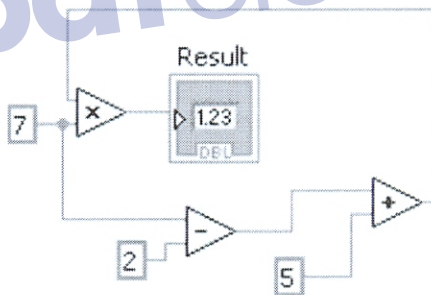


- a) -128
- b) 0
- c) 255
- d) 256

24. In what instance would you use the Probe tool rather than Highlight Execution?

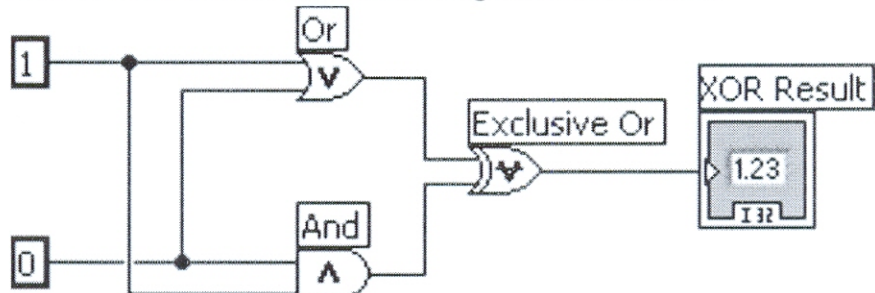
- a) To see the flow of data
- b) To see the value of a wire in real time
- c) To look into a SubVI, as the process is running
- d) To slowdown the VI to show values in wires

25. In the figure below, what will Result equal when this calculation is executed?



- a) 55
- b) 70
- c) 65
- d) Indeterminate

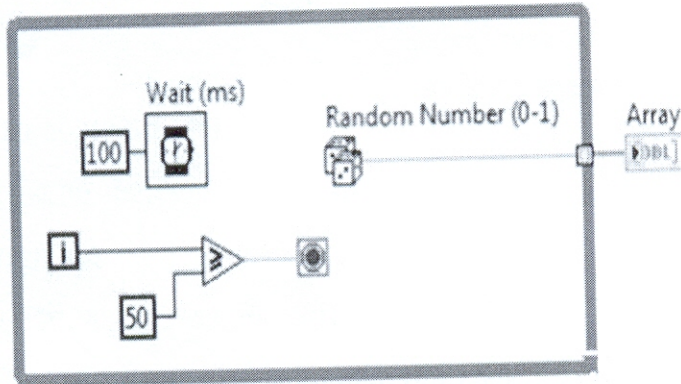
26. What is the value in XOR Result after the following code has executed?





- a) 0
- b) 1
- c) True
- d) False

27. Which of the following statements is TRUE regarding the execution of the following code?



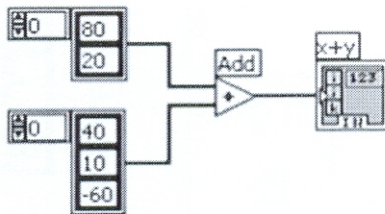
- a. The loop will iterate 51 times.
- b. The loop will iterate 50 times.
- c. The loop will iterate 49 times.
- d. A For Loop that has a 50 wired to the count terminal will perform the same operation

28. Which of the following statements is false?

- a. A SubVI connector pane defines where to wire inputs and outputs
- b. The color of a SubVI connector pane terminal matches the data type it is connected to
- c. You must have an icon/connector to use a SubVI
- d. A SubVI icon can be edited from the functions palette

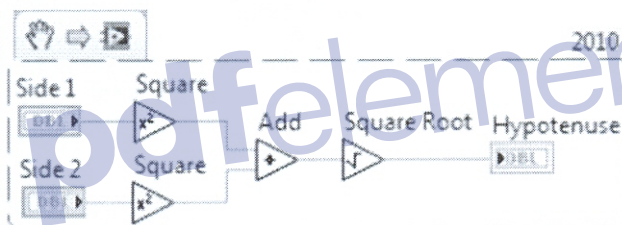
29. What is the result of the following Array addition?





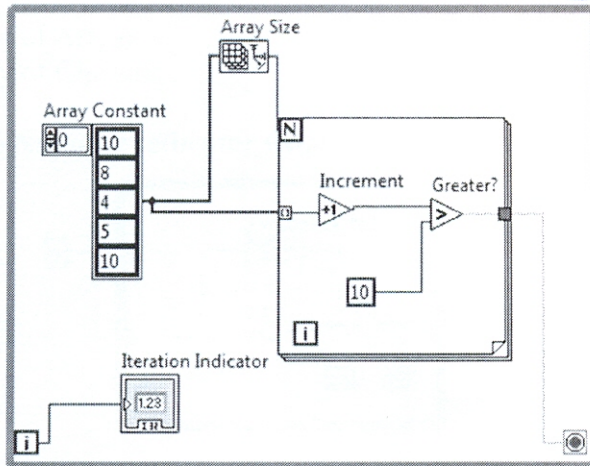
- a. 1-D Array of {80, 20, 40, 10, -60}
- b. 1-D Array of {120, 30, -60}
- c. 1-D Array of {120, 30}
- d. 2-D Array of {{120, 90, 20}, {60, 30, -40}}

30. What is the correct order of execution of this code?



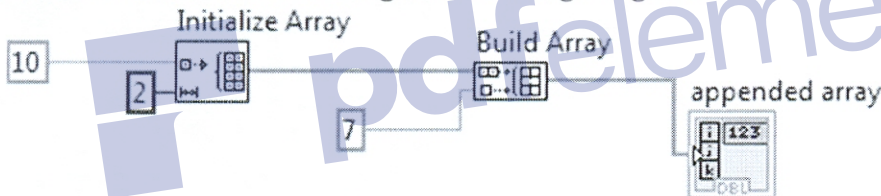
- a. Square Root, Add, Square Functions in Parallel
- b. Add, Square Root, Square Functions in Parallel
- c. Square Functions in Parallel, Add, Square Root

31. What is the value inside the Iteration Indicator after the condition is met and the while loop has stopped?



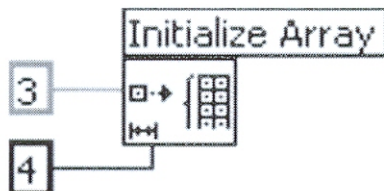
- a. The Iteration Indicator will have a value of 2
- b. The Iteration Indicator will have a value of 4
- c. The Iteration Indicator will have a value of 0
- d. None of the above

32. What is result after executing the following Program?



- a. 1-D array of {7, 10, 10}
- b. 1-D array of {10, 7, 10, 7}
- c. 1-D array of {10, 10, 7}
- d. None of the above

33. what is the output of initialize array function after the following cod has



- a. 1-D Array of {3,3,3,3}
- b. 1-D Array of {4,4,4}
- c. 1-D Array of {3,4}
- d. 1-D Array of {4,3}

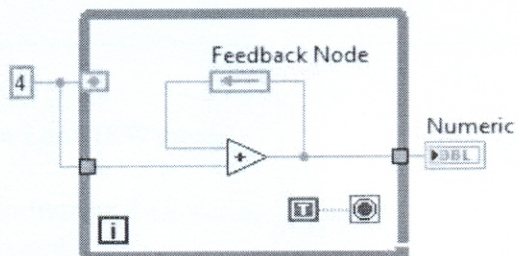
34. Which of the following statements is NOT valid

- a. You can make a Cluster of Clusters.
- b. You can make an Array of Arrays.



- c. You can make a Cluster of Arrays.
- d. You can make an Array of Clusters.

35. What value does the Numeric indicator display after this code executes?



- a. 0
- b. 4
- c. 8
- d. The While Loop iterates indefinitely

GOOD LUCK

Eng. Walid T. Shanab

pdfelement